

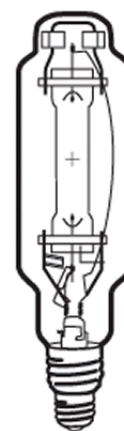
Lamp Current (A): 9.5A
 Ignitor Voltage (Min.): 3.5KV
 Luminaire Rating: Enclosed
 Burning Position: Universal

HIT 1000W/U/LU/740
Product Number: 83265

Lamp Type: White-Lux Plus

Performance Data

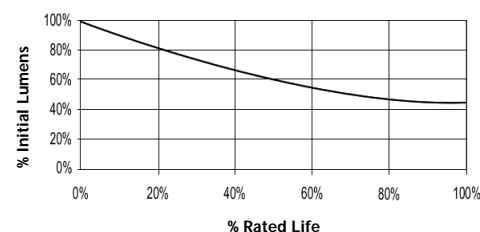
Light Output (Lumens @ 100 hours)	90000
Lamp Lumens Per Watt	90
Rated Life (Hrs. @ 10 Hr. /Start)	8000
Correlated Colour Temperature (K)	4000
Chromaticity (CIE - X Y)	385, 390
Colour Rendering Index (CRI) or (Ra)	68
Typical Warm Up Time (Minutes)	3-5
Typical Hot Restart Time (Minutes)	10-15
Burning Position	Universal



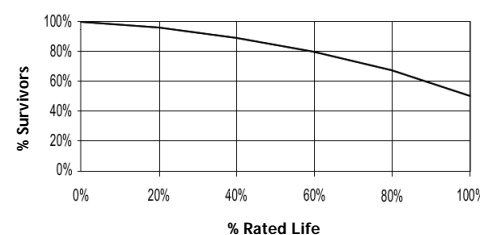
Physical Data / Requirements

Base Designation	E40
Bulb Designation	T76
Bulb Diameter (mm)	76
Max. Overall Length (mm)	340
Light Centre Length (mm)	220
Effective Arc Length (mm)	80
Max. Base Temperature (°C)	250
Max. Bulb Temperature (°C)	525
Luminaire Type	Enclosed
Socket Pulse Rating (KV)	5
Mercury Content (mg)	45.0

Lumen Maintenance



Lamp Mortality



Lamp Electrical Data / Requirements

IEC Standard	-
Lamp Wattage (W)	1000
Lamp Operating Voltage (V)	105
Lamp Operating Current (Amps)	9.5
Min. Open Circuit Voltage (RMS)	198
Min. Starting Pulse (Peak V)	3500-5000
Min. Pulse Width at 2700V (microseconds)	1
Min. Pulse Rate Per ½ cycle	1
Pulse Position (Electrical Degrees)	60-90, 240-270

Revision: 11.06.12

Notes:

- 1) This Product Specification contains data about typical performance at nominal power. Actual values may depend on ballast and applications. Complies with (CE), Low Voltage (CE), WEEE and RoHS Directives.
- 2) Lamp data is based on vertical operation. For horizontal operation lumen output will be reduced by 10% and lamp life reduced by 25%.